

Offline Views is:

- an application used during MEDITECH downtimes to view patient clinical information
 - NOT available when MEDITECH is running
- **IMPORTANT NOTE****
- Clinical information available in Offline Views is from 15-30 minutes **before** MEDITECH went down
 - **Does not update** with any new clinical information while the system is still down

Access: Offline Views is available on the Application Portal

Step 1

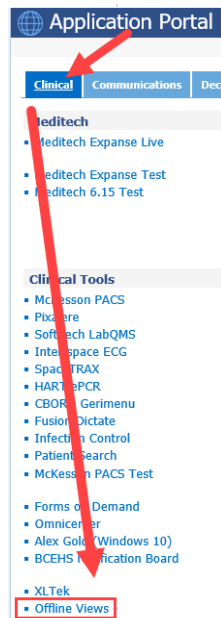
Click on Internet Explorer. This opens the InsideNet.



Step 2



Step 3



Finding Clinical Information:

People Offline Test Views
Version: 2.5.4.23504

Patient Views
Name: Shrek, Fiona Emr Only
DOB Sex Age: 10/10/1943 F 77 (79.00 kg, 160 cm)
PHN: 9878652066
Allergies: morphine, strawberry, codeine
Weight / Height: 79.00 kg / 160 cm
Special Indicators: ARO - MOS

Acct #: KA0001154/20
Admit Date: 23/10/2019
Discharge Date:

Lab Results
For Shrek, Fiona Emr Only (KA000000087, KA0001154/20) DOB: 10/10/1943

<< Earlier

Category	Test	14/07/2020
Hematology		14/07/2020 13:34
	WBC (4.0-10.0 10 ⁹ /L)	
	RBC (3.9-5.0 10 ¹² /L)	
	Hgb (120-150 g/L)	
	Hct (0.37-0.45 L/L)	
	MCH (82.0-93.0 fL)	
	MCHC (315-354 g/L)	
	RDW (11.4-14.5 %)	
	Plt Count (150-400 10 ⁹ /L)	
	Neut # (Auto) (1.7-6.0 10 ⁹ /L)	
	Lymph # (Auto) (0.6-3.0 10 ⁹ /L)	
	Mono # (Auto) (0.3-0.9 10 ⁹ /L)	
	Eos # (Auto) (0.0-0.5 10 ⁹ /L)	
	Baso # (Auto) (0.0-0.2 10 ⁹ /L)	
	Innate Gran # (0.0-0.1 10 ⁹ /L)	
	ESR (0-20 mm/hr)	32 H
Chemistry		14/07/2020 13:34
	Sodium (137-145 mmol/L)	
	Potassium (3.5-5.0 mmol/L)	6.8 H*
	Ionized Calcium Meas (1.16-1.32 mmol/L)	1.38 H
	Ionized Calcium pH ()	7.42
	AST (15-45 U/L)	17
	Albumin (35-50 g/L)	38

EMR information is found in the buttons along the left hand side of the screen.

**** You cannot enter data into Offline Views, it is a view only application. ****

Finding and Opening a Patient Chart:

- Search by: Name, PHN, Account # or Location
- Patient Type: Inpatient is automatically pre-checked. For outpatients such as the Emergency department, must check off the outpatient check box to bring up the patient/location.

People Offline Views
Version: 2.5.4.19348

MRI Search

Name: grey, gandalf DOB: [] Sex: []

PHN: [] SSN: []

Account #: [] Location: KAMRIH4N - RIH-4th Floor North

Patient Type
 Inpatient Outpatient

Visit Status
 Current Discharged

Search

****IMPORTANT NOTE**** clinical information is visit specific; selecting a patient account number only provides information from that patient visit.

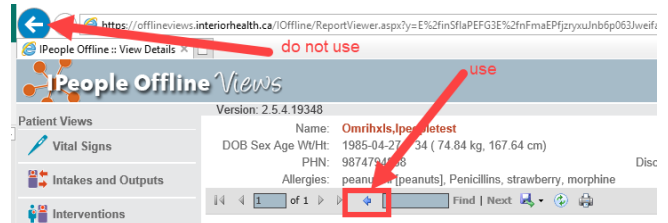
Navigation within the Views

Within the views, most of the navigation techniques are intuitive, however here are some **key points**:

- Click on the Rpt to open the report

Report Date	Exam Report	Rpt	Status
16/07/2020 08:45	Emergency Room Visit Notes	Rpt	Signed

- Click **back button** on the navigation toolbar to go back a screen
Do NOT use the browser back button.



- In Lab Results view, results from the last 5 days will display.
To see further back, click on the << **Earlier** link

Lab Results

For Omrixhls,Ipcoletest (KA00000343,KA0001547/20) DOB: 1985-04-27

<< **Earlier**

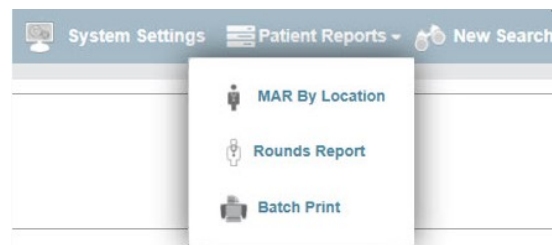
	2020-02-10
Hematology	
Coagulation	2020-02-10 10:34
Thrombin Time (<20.0 s)	15.0
Lupus Anticoag aPTT (24-40 s)	39
dRVVT Normalized Ratio (<1.25)	1.26 H
Lupus Anticoag Interp ()	-

Patient Reports and Printing:

Click the 'Patient Reports' option from the available menu options found in the **top right corner** of the screen.
There are 3 options: MARS, Rounds Report and Batch Print.

Print a **MAR**:

- Select MAR By Location
- Select the location
- Check off the patient(s) MARs you want to print
- Select Print MAR



View **Physicians Rounds Report**:

- Select Rounds Reports
- Select physician name from the drop down list
- Optional: Check off Include Physician Group box

Batch Print: used to print all available clinical information from the Offline Views for a Patient Encounter to a single PDF file.
Can view or print. However printing would not be typically used as it would be a large amount of pages per patient.

- Select Batch Print
- Enter Account Number(s)