

Hand Hygiene Compliance, Acute Care

Interior Health's Current Compliance Rate: 75%

Interior Health's Compliance Rate Goal Is Always 100%

Facility	Current Quarter 1 Jul 2021 - 30 Sep 2021	Previous Quarter 1 Apr 2021 - 30 Jun 2021	Change
100 Mile House Hospital	75%	62%	↑
Boundary District Hospital	74%	76%	↓
Cariboo Memorial Hospital	73%	71%	↑
Creston Valley Hospital	89%	80%	↑
East Kootenay Regional Hospital	81%	80%	↑
Elk Valley Hospital	95%	91%	↑
Kelowna General Hospital	77%	85%	↓
Kootenay Boundary Regional Hospital	83%	83%	→
Kootenay Lake Hospital	80%	83%	↓
Penticton Regional Hospital	80%	85%	↓
Royal Inland Hospital	64%	73%	↓
Shuswap Lake General Hospital	78%	82%	↓
South Okanagan General Hospital	NA	NA	NA
Vernon Jubilee Hospital	63%	71%	↓
Interior Health*	75%	80%	↓

* The Interior Health rate includes all IH hospitals, including those with less than 11 beds, which are not included on this list.

Total number of observations for Interior Health included in the current quarter was 9455.

Hand hygiene rates are based on observations of staff practicing hand hygiene before or after patient care, as seen by auditors.

Comparisons between facilities are not advised as they may differ in their size, patient characteristics, and services they provide. NA indicates data not available, or insufficient number of observations to report a rate. Hand hygiene compliance rates include all health-care provider disciplines. For more information on our hand hygiene audits, please visit:

<https://www.interiorhealth.ca/AboutUs/QualityCare/Pages/InfectionControl.aspx>

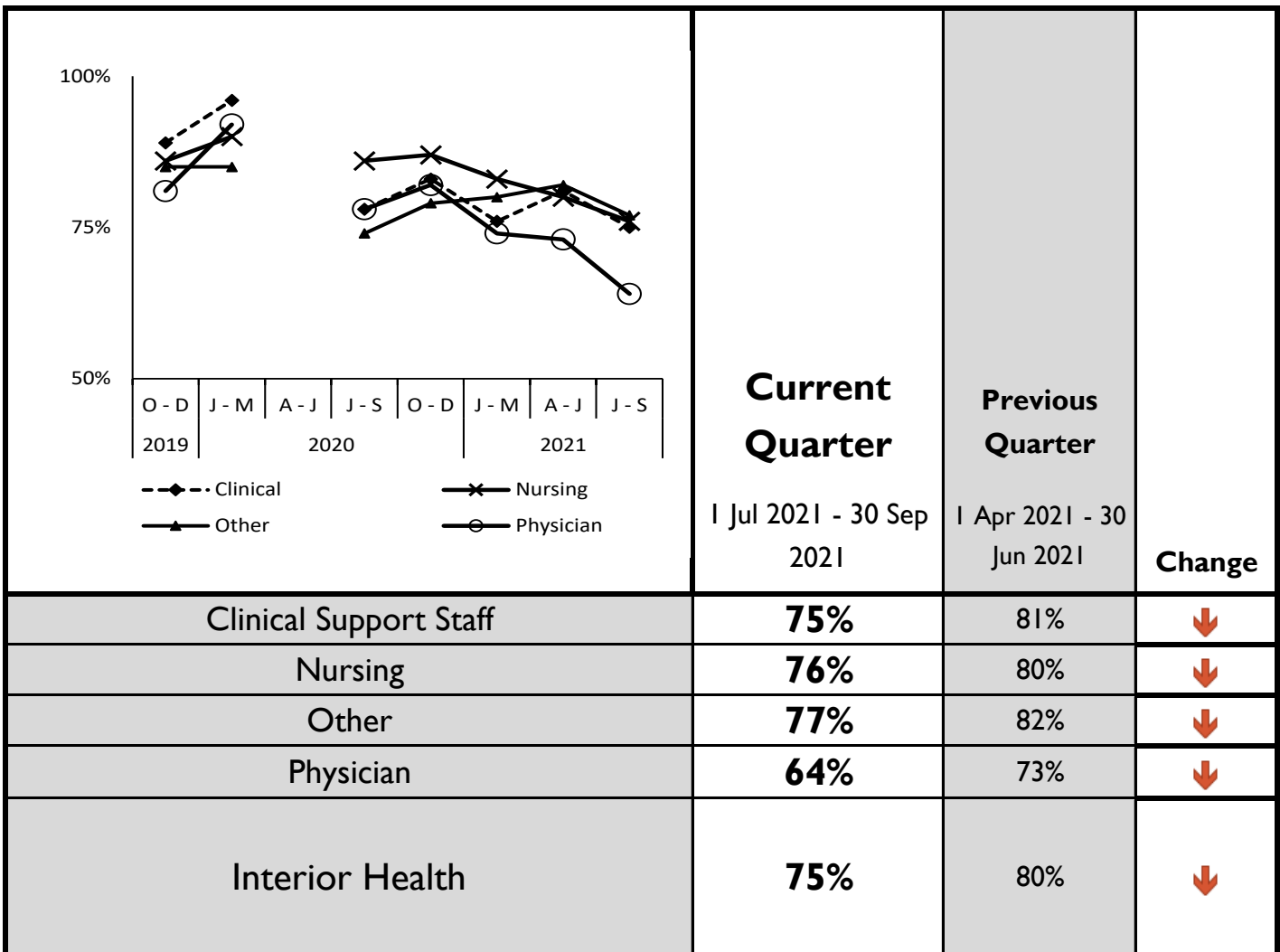


Interior Health
Every person matters

Hand Hygiene Compliance, Acute Care

Healthcare Worker Groups

Interior Health's Compliance Rate Goal Is Always 100%



Total number of observations this quarter were: Clinical Support Staff, 817; Nursing, 6720; Other, 1130; Physician, 788

Hand hygiene rates are based on observations of staff practicing hand hygiene before and after patient care, as seen by auditors. Caution should be taken when attempting to make comparisons as units and facilities differ in their populations, services, and audit sample size. Hand hygiene compliance rates include all health-care provider disciplines. ISO, insufficient observations; NA, not available. For more information on our hand hygiene audits, please visit:

<https://www.interiorhealth.ca/AboutUs/QualityCare/Pages/InfectionControl.aspx>



Interior Health
Every person matters

Hand Hygiene Compliance, Acute Care

Hospitals With 11 - 25 Beds

Interior Health's Compliance Rate Goal Is Always 100%

	Current Quarter 1 Jul 2021 - 30 Sep 2021	Previous Quarter 1 Apr 2021 - 30 Jun 2021	Change
100 Mile House Hospital	75%	62%	↑
Boundary District Hospital	74%	76%	↓
Creston Valley Hospital	89%	80%	↑
Elk Valley Hospital	95%	91%	↑
South Okanagan General Hospital	NA	NA	NA
Interior Health	75%	80%	↓

Hand hygiene rates are based on observations of staff practicing hand hygiene before or after patient care, as seen by auditors. Comparisons between facilities are not advised as they may differ in their size, patient characteristics, and services they provide. NA indicates data not available, or insufficient number of observations to report a rate. Hand hygiene compliance rates include all health-care provider disciplines. For more information on our hand hygiene audits, please visit:

<https://www.interiorhealth.ca/AboutUs/QualityCare/Pages/InfectionControl.aspx>

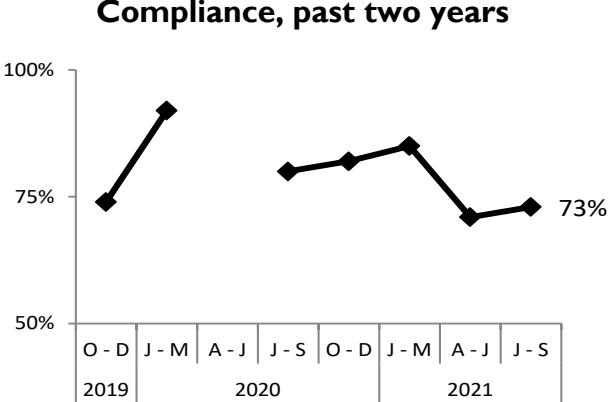


Interior Health
Every person matters

Hand Hygiene Compliance, Acute Care

Cariboo Memorial Hospital

Interior Health's Compliance Rate Goal Is Always 100%

 <p>Compliance, past two years</p>	<p>Current Quarter</p> <p>I Jul 2021 - 30 Sep 2021</p>	<p>Previous Quarter</p> <p>I Apr 2021 - 30 Jun 2021</p>	<p>Change</p>
<p>Cariboo Memorial Hospital</p>	<p>73%</p>	<p>71%</p>	<p>↑</p>
<p>Emergency Department, Intensive Care</p>	<p>45%</p>	<p>62%</p>	<p>↓</p>
<p>Medical, Surgical</p>	<p>82%</p>	<p>74%</p>	<p>↑</p>
<p>Interior Health</p>	<p>75%</p>	<p>80%</p>	<p>↓</p>

Total number of observations this quarter at Cariboo Memorial Hospital was 168.

Hand hygiene rates are based on observations of staff practicing hand hygiene before or after patient care, as seen by auditors.

Comparisons between facilities are not advised as they may differ in their size, patient characteristics, and services they provide. NA indicates data not available, or insufficient number of observations to report a rate. Hand hygiene compliance rates include all health-care provider disciplines. For more information on our hand hygiene audits, please visit:

<https://www.interiorhealth.ca/AboutUs/QualityCare/Pages/InfectionControl.aspx>

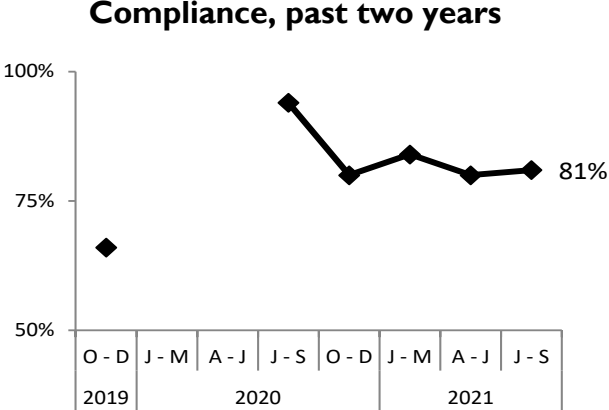


Interior Health
Every person matters

Hand Hygiene Compliance, Acute Care

East Kootenay Regional Hospital

Interior Health's Compliance Rate Goal Is Always 100%

 <p>Compliance, past two years</p>	<p>Current Quarter</p> <p>I Jul 2021 - 30 Sep 2021</p>	<p>Previous Quarter</p> <p>I Apr 2021 - 30 Jun 2021</p>	<p>Change</p>
<p>East Kootenay Regional Hospital</p>	<p>81%</p>	<p>80%</p>	<p>↑</p>
<p>2 - Surgical</p>	<p>83%</p>	<p>80%</p>	<p>↑</p>
<p>3 - Medical</p>	<p>85%</p>	<p>83%</p>	<p>↑</p>
<p>Ambulatory Care</p>	<p>81%</p>	<p>82%</p>	<p>↓</p>
<p>Emergency Department</p>	<p>75%</p>	<p>73%</p>	<p>↑</p>
<p>Intensive Care</p>	<p>84%</p>	<p>86%</p>	<p>↓</p>
<p>Interior Health</p>	<p>75%</p>	<p>80%</p>	<p>↓</p>

Total number of observations this quarter at East Kootenay Regional Hospital was 640.

Hand hygiene rates are based on observations of staff practicing hand hygiene before or after patient care, as seen by auditors. Comparisons between facilities are not advised as they may differ in their size, patient characteristics, and services they provide. NA indicates data not available, or insufficient number of observations to report a rate. Hand hygiene compliance rates include all health-care provider disciplines. For more information on our hand hygiene audits, please visit:

<https://www.interiorhealth.ca/AboutUs/QualityCare/Pages/InfectionControl.aspx>

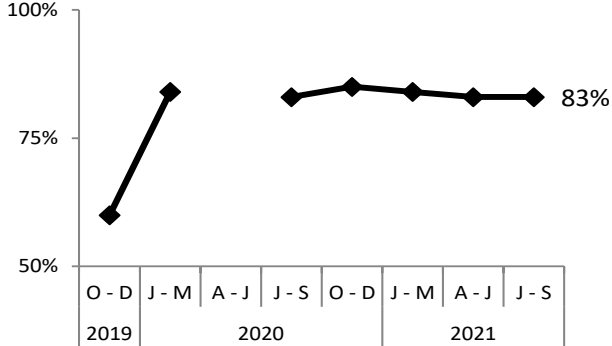


Interior Health
Every person matters

Hand Hygiene Compliance, Acute Care

Kootenay Boundary Regional Hospital

Interior Health's Compliance Rate Goal Is Always 100%

<p>Compliance, past two years</p> 	<p>Current Quarter I Jul 2021 - 30 Sep 2021</p>	<p>Previous Quarter I Apr 2021 - 30 Jun 2021</p>	<p>Change</p>
<p>Kootenay Boundary Regional Hospital</p>	<p>83%</p>	<p>83%</p>	<p>→</p>
<p>2W - Surgical</p>	<p>84%</p>	<p>86%</p>	<p>↓</p>
<p>3 - Medical</p>	<p>80%</p>	<p>85%</p>	<p>↓</p>
<p>Emergency Department</p>	<p>84%</p>	<p>77%</p>	<p>↑</p>
<p>Intensive Care</p>	<p>89%</p>	<p>83%</p>	<p>↑</p>
<p>Interior Health</p>	<p>75%</p>	<p>80%</p>	<p>↓</p>

Total number of observations this quarter at Kootenay Boundary Regional Hospital was 640.

Hand hygiene rates are based on observations of staff practicing hand hygiene before or after patient care, as seen by auditors. Comparisons between facilities are not advised as they may differ in their size, patient characteristics, and services they provide. NA indicates data not available, or insufficient number of observations to report a rate. Hand hygiene compliance rates include all health-care provider disciplines. For more information on our hand hygiene audits, please visit:

<https://www.interiorhealth.ca/AboutUs/QualityCare/Pages/InfectionControl.aspx>

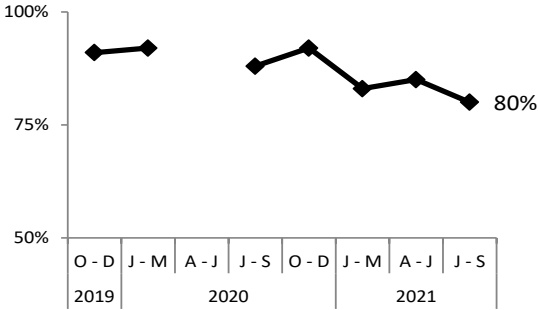


Interior Health
Every person matters

Hand Hygiene Compliance, Acute Care

Kelowna General Hospital

Interior Health's Compliance Rate Goal Is Always 100%

<p>Compliance, past two years</p> 	<p>Current Quarter</p> <p>I Jul 2021 - 30 Sep 2021</p>	<p>Previous Quarter</p> <p>I Apr 2021 - 30 Jun 2021</p>	<p>Change</p>
Kelowna General Hospital	77%	85%	↓
Abbott Rehabilitation	78%	82%	↓
Centennial ED Main	60%	79%	↓
Centennial ED Minor Treatment	62%	85%	↓
Centennial ED Streaming	70%	83%	↓
Centennial 6W - Stroke, Medicine	76%	86%	↓
IHSC I4 - Perinatal	76%	85%	↓
IHSC Cardiac Surgery ICU	78%	NA	NA
IHSCI - Surgical	78%	NA	NA
Royal Electrophysiology	82%	NA	
Royal ICU-A	78%	87%	↓
Royal ICU-B	69%	87%	↓
Royal 4A - Medicine	81%	84%	↓
Royal 4B - Medicine	84%	88%	↓
Royal 5B - 72 Hour Unit	83%	86%	↓
Strathcona 2S - Cardiac Monitoring	71%	88%	↓
Strathcona 2W - Cardiac Surgery IP	83%	83%	→
Strathcona 3E - Surgical	80%	87%	↓
Strathcona 3W - Surgical	85%	83%	↑
Strathcona 4E - Geriatric	78%	85%	↓
Strathcona 4W - Surgical	73%	81%	↓
Strathcona CCU - Cardiac Care	80%	84%	↓
Interior Health	75%	80%	↓

Total number of observations this quarter at Kelowna General Hospital was 2482.

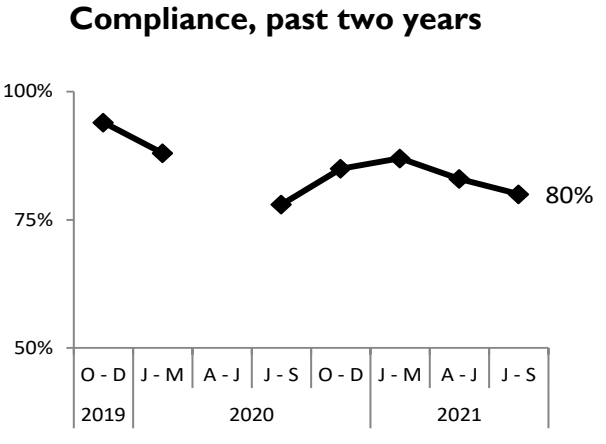
Hand hygiene rates are based on observations of staff practicing hand hygiene before or after patient care, as seen by auditors. Comparisons between facilities are not advised as they may differ in their size, patient characteristics, and services they provide. NA indicates data not available, or insufficient number of observations to report a rate. Hand hygiene compliance rates include all health-care provider disciplines. For more information on our hand hygiene audits, please visit:

<https://www.interiorhealth.ca/AboutUs/QualityCare/Pages/InfectionControl.aspx>

Hand Hygiene Compliance, Acute Care

Kootenay Lake Hospital

Interior Health's Compliance Rate Goal Is Always 100%

 <p>Compliance, past two years</p>	<p>Current Quarter</p> <p>I Jul 2021 - 30 Sep 2021</p>	<p>Previous Quarter</p> <p>I Apr 2021 - 30 Jun 2021</p>	<p>Change</p>
<p>Kootenay Lake Hospital</p>	<p>80%</p>	<p>83%</p>	<p>↓</p>
<p>Emergency</p>	<p>78%</p>	<p>82%</p>	<p>↓</p>
<p>Medical</p>	<p>84%</p>	<p>84%</p>	<p>→</p>
<p>Surgical, Maternity</p>	<p>76%</p>	<p>82%</p>	<p>↓</p>
<p>Interior Health</p>	<p>75%</p>	<p>80%</p>	<p>↓</p>

Total number of observations this quarter at Kootenay Lake Hospital was 657.

Hand hygiene rates are based on observations of staff practicing hand hygiene before or after patient care, as seen by auditors.

Comparisons between facilities are not advised as they may differ in their size, patient characteristics, and services they provide. NA indicates data not available, or insufficient number of observations to report a rate. Hand hygiene compliance rates include all health-care provider disciplines. For more information on our hand hygiene audits, please visit:

<https://www.interiorhealth.ca/AboutUs/QualityCare/Pages/InfectionControl.aspx>

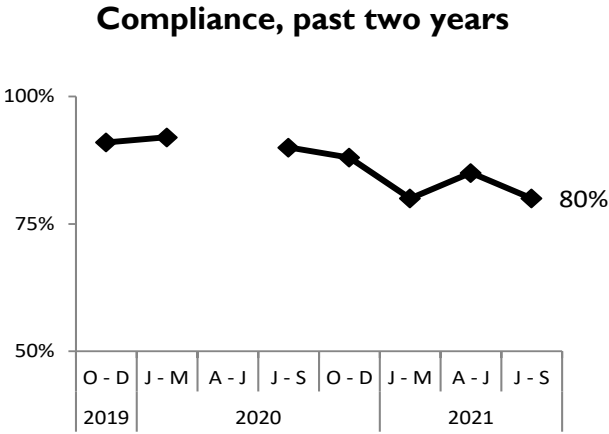


Interior Health
Every person matters

Hand Hygiene Compliance, Acute Care

Penticton Regional Hospital

Interior Health's Compliance Rate Goal Is Always 100%

 <p>Compliance, past two years</p>	<p>Current Quarter</p> <p>I Jul 2021 - 30 Sep 2021</p>	<p>Previous Quarter</p> <p>I Apr 2021 - 30 Jun 2021</p>	<p>Change</p>
Penticton Regional Hospital	80%	85%	↓
Emergency Department	76%	82%	↓
Intensive Care	80%	83%	↓
Level 4	84%	84%	→
Level 5	80%	84%	↓
Level 6	83%	91%	↓
Rehabilitation	69%	86%	↓
SP3 - Medical	80%	87%	↓
Women & Children's Health Services	80%	87%	↓
Interior Health	75%	80%	↓

Total number of observations this quarter at Penticton Regional Hospital was 982.

Hand hygiene rates are based on observations of staff practicing hand hygiene before or after patient care, as seen by auditors.

Comparisons between facilities are not advised as they may differ in their size, patient characteristics, and services they provide. NA indicates data not available, or insufficient number of observations to report a rate. Hand hygiene compliance rates include all health-care provider disciplines. For more information on our hand hygiene audits, please visit:

<https://www.interiorhealth.ca/AboutUs/QualityCare/Pages/InfectionControl.aspx>




Interior Health
Every person matters

Hand Hygiene Compliance, Acute Care

Royal Inland Hospital

Interior Health's Compliance Rate Goal Is Always 100%

<p>Compliance, past two years</p> 	<p>Current Quarter I Jul 2021 - 30 Sep 2021</p>	<p>Previous Quarter I Apr 2021 - 30 Jun 2021</p>	<p>Change</p>
Royal Inland Hospital	64%	73%	↓
3W - Gynecology, Obstetrics, Pediatrics	67%	72%	↓
4N - Medical	61%	72%	↓
5N - Rehabilitation, Stroke	63%	72%	↓
5S - Medical	69%	75%	↓
6N - Orthopedic, Neuro-vascular, General Surgery	62%	78%	↓
6S - Vascular, Urology, Surgery	75%	77%	↓
7N - Medical, Cardiology	70%	79%	↓
Daycare Surgery	NA	NA	NA
Emergency Department	54%	58%	↓
Intensive Care	59%	78%	↓
Neonatal Intensive Care	NA	NA	NA
Interior Health	75%	80%	↓

Total number of observations this quarter at Royal Inland Hospital was 1836.

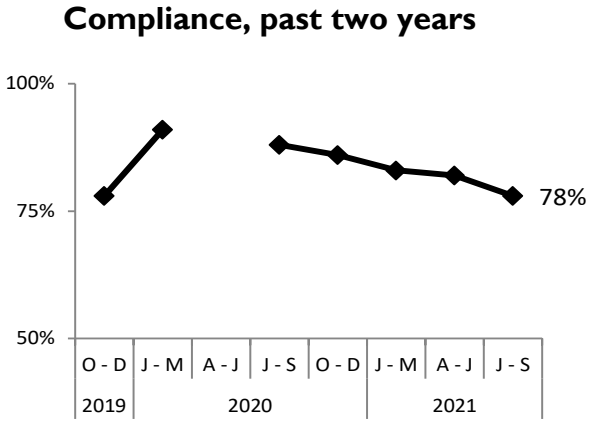





Hand hygiene rates are based on observations of staff practicing hand hygiene before or after patient care, as seen by auditors. Comparisons between facilities are not advised as they may differ in their size, patient characteristics, and services they provide. NA indicates data not available, or insufficient number of observations to report a rate. Hand hygiene compliance rates include all health-care provider disciplines. For more information on our hand hygiene audits, please visit:

<https://www.interiorhealth.ca/AboutUs/QualityCare/Pages/InfectionControl.aspx>

Hand Hygiene Compliance, Acute Care

Shuswap Lake General Hospital

Interior Health's Compliance Rate Goal Is Always 100%

 <p>Compliance, past two years</p>	Current Quarter 1 Jul 2021 - 30 Sep 2021	Previous Quarter 1 Apr 2021 - 30 Jun 2021	Change
Shuswap Lake General Hospital	78%	82%	
Emergency Department	73%	70%	
Gynecology, Obstetrics	NA	NA	NA
Intensive Care	NA	NA	NA
Level 2	90%	91%	
Level 4	74%	82%	
Interior Health	75%	80%	

Total number of observations this quarter at Shuswap Lake General Hospital was 490.

Hand hygiene rates are based on observations of staff practicing hand hygiene before or after patient care, as seen by auditors.

Comparisons between facilities are not advised as they may differ in their size, patient characteristics, and services they provide. NA indicates data not available, or insufficient number of observations to report a rate. Hand hygiene compliance rates include all health-care provider disciplines. For more information on our hand hygiene audits, please visit:

<https://www.interiorhealth.ca/AboutUs/QualityCare/Pages/InfectionControl.aspx>

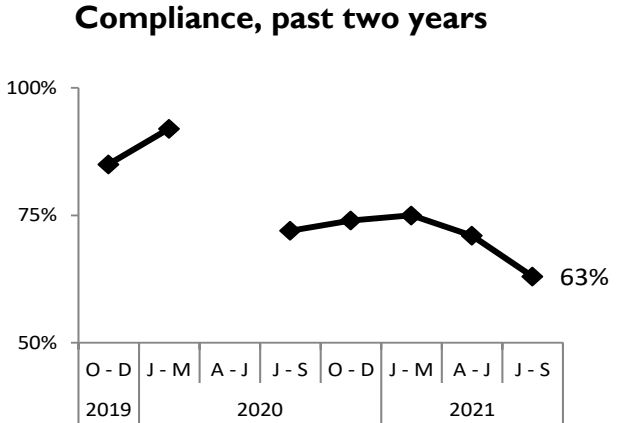


Interior Health
Every person matters

Hand Hygiene Compliance, Acute Care

Vernon Jubilee Hospital

Interior Health's Compliance Rate Goal Is Always 100%

 <p>Compliance, past two years</p>	<p>Current Quarter 1 Jul 2021 - 30 Sep 2021</p>	<p>Previous Quarter 1 Apr 2021 - 30 Jun 2021</p>	<p>Change</p>
Vernon Jubilee Hospital	63%	71%	↓
3N	52%	66%	↓
Emergency Department	46%	64%	↓
Intensive Care	NA	NA	NA
Level 2	60%	78%	↓
Level 3	71%	70%	↑
Level 6	72%	73%	↓
Level 7	70%	76%	↓
Interior Health	75%	80%	↓

Total number of observations this quarter at Vernon Jubilee Hospital was 731.

Hand hygiene rates are based on observations of staff practicing hand hygiene before or after patient care, as seen by auditors.

Comparisons between facilities are not advised as they may differ in their size, patient characteristics, and services they provide. NA indicates data not available, or insufficient number of observations to report a rate. Hand hygiene compliance rates include all health-care provider disciplines. For more information on our hand hygiene audits, please visit:

<https://www.interiorhealth.ca/AboutUs/QualityCare/Pages/InfectionControl.aspx>



Interior Health
Every person matters